

# Sewing machine for flat seams

# Rapid-L



DOHLE GmbH & Co. KG  
Postfach 1150 D - 52231 Eschweiler  
Tel.: ++49 / (0)2403 / 23371  
Fax: ++49 / (0)2403 / 24897  
Internet: [www.dohle.de](http://www.dohle.de)  
e-mail: [export@dohle.de](mailto:export@dohle.de)



  
**DOHLE**  
Industrial Sewing Machines

## for light to medium fabrics

such as cotton, home textiles, denim, plastic materials, coated woven fabrics, technical textiles, moquette-carpets, airbag fabrics, fleece, etc.



### Sewing unit

The robust sewing unit is suitable for dry and for wet fabrics. Cutting and sewing take place in one single step.

The cutting device carefully trims the edges which are joined with one single thread. After unfolding, the connection is a flat butt to butt seam.


### Frame designs:

The Rapid-L is available in two different frame designs: console or movable.



### Console

If designed as console the whole machine can be mounted by means of the mounting plates to the main textile machine. Then, the machine is fixed and can be perfectly aligned.



### Movable (standard)

The standard execution is the movable execution with four wheels.

Each wheel is equipped with a brake.


The movable execution offers a large flexibility if the machine is needed at various locations.

# Rapid-L



## Cutting device with rotating knife




The cutting device with rotating knife extends the application range to difficult fabrics such as technical textiles, plastic materials or felt materials. This powerful cutting device is equipped with a HSS-cutter running at double rpm. The counter-knife is made of extreme durable special steel.



## Adjustable

The cutting device is axially adjustable. The following connections are possible: gap, overlap or butt to butt (flat)

## Examples:



Examples are not drawn to scale.

## Seam type:

single thread butt-end

## Seam width:

12 or 20mm

(Standard 20mm)

## Sewing length:

as desired,

e.g. 1.600 mm, 2.200 mm,  
2.800 mm, 3.600 mm, 5.400 mm,  
etc.

## Voltage:

400V, 50 HZ, three-phase;  
other voltages possible

## Fixation of the fabric:

- hinged bar with magnetic tape
- pin bar
- intermediate holders

# Dohle machines. In use worldwide.



Dohle GmbH & Co. KG  
Zechenstr. 130  
52249 Eschweiler, GERMANY

Tel.: +49 (0) 2403 233 71  
Fax: +49 (0) 2403 24 897

[www.dohle.de](http://www.dohle.de)  
[info@dohle.de](mailto:info@dohle.de)

  
**DOHLE**  
MADE IN GERMANY • Since 1870